





# GAME PATTERNS





# TABLE OF CONTENTS

## Patterns

- 11** 2 Hardway Straight Lines
- 27** 23 and Free
- 15** 3 Hardway Straight Lines
- 15** 4 Brackets
- 22** 4 Brackets All Calls
- 19** 4 Corner Stamps
- 26** 4 Corner Stamps All Calls
- 6** 5 Around the Corner

### A

- 10** Any 2 Corner Stamps All Calls
- 9** Any 2 Hardway Blocks of 4
- 9** Any 2 Lines
- 8** Any 2 Lines or Line & 4 Corners
- 17** Any 3 Corner Stamps All Calls
- 12** Any 3 Lines
- 6** Any 6 Packs
- 4** Any Chevron
- 5** Any Chevron All Calls
- 8** Any Corner 6 Pack
- 5** Any Corner Stamp All Calls
- 6** Any Horizontal Line
- 4** Any Line or 4 Corners
- 5** Any Straight Line
- 12** Arrow Pattern

### B

- 23** BIN or NGO
- 4** Block of 4 Anywhere
- 9** Block of 8
- 10** Block of 9
- 19** Bow Tie
- 24** Bow Tie All Calls
- 22** Broken Frame

### C

- 21** Cactus Pattern
- 16** Champagne Glass Pattern
- 20** Checker Board
- 17** Christmas Tree
- 21** Corners & Cross
- 28** Coverall
- 15** Crazy 4 x 4
- 14** Crazy Giant Kite
- 18** Crazy H
- 7** Crazy Kite
- 8** Crazy Kite All Calls
- 13** Crazy L
- 23** Crazy Outside Double Bars
- 11** Crazy Pyramid
- 12** Crazy T

- 22** Crazy Triangle
- 10** Crazy X, T, or L
- 14** Cross
- 27** Cross & Frame

### D

- 8** Double Bingo

### F

- 28** Fourth Chance Coverall
- 21** Full Diamond

### H

- 20** Hammer Head T
- 7** Hardway 6 Pack
- 11** Hardway Block of 8
- 6** Hardway Straight Line
- 27** Highway All Calls
- 12** Hollow Diamond

### I

- 25** Indian Star

### L

- 26** Ladder
- 25** Large Frame
- 24** Layer Cake
- 18** Letter A
- 24** Letter E

- 16** Letter H
- 23** Letter H All Calls
- 20** Letter I
- 16** Letter L
- 16** Letter N
- 23** Letter N All Calls
- 25** Letter S
- 14** Letter T
- 15** Letter V
- 27** Letter X
- 27** Letter X & Frame
- 13** Letter X All Calls
- 20** Letter Z
- 4** Line, 4 Corners, or Corner Stamp

### M

- 17** Maple Leaf

### N

- 24** No Sign
- 18** Number 13
- 25** Number 13 All Calls
- 13** Number 7

### R

- 12** Rail Road Tracks

### S

- 21** Satellite
- 28** Second Chance Coverall
- 5** Small Corner X
- 13** Small Diamond & 4 Corners
- 14** Small Frame All Calls
- 19** Sputnik
- 18** Swatter & Fly All Calls

### T

- 28** Third Chance Coverall
- 26** Tic Tac Toe
- 22** Top Half or Bottom Half
- 7** Top Line or Bottom Line
- 9** Triple Bingo-680 Win Ways
- 11** Triple Bingo-286 Win Ways

### Z

- 19** Zero



## GAME PATTERNS WITH WILD BALLS

- 29** Any 2 Line with Wild Ball
- 30** Any 3 Line with Wild Ball
- 29** Any 6 Pack with Wild Ball
- 30** Any Block of 9 with Wild Ball
- 29** Corner 6 Pack with Wild Ball
- 30** Coverall Odd/Even Wild Ball
- 31** Coverall Odd/Even Wild Ball
- 31** Coverall with Wild Ball
- 29** Large Frame Odd/Even Wild Ball
- 30** Large Frame with Wild Ball

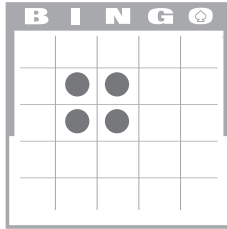
# Bingo Patterns

Average Number Of Calls & Average Number Of Winners

## Block of 4 Anywhere

16 Ways to win

Free Space can be used



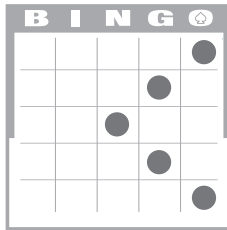
Based on 70,000 Computer Simulated Games

Total Non Duplicate Cards in Play	500	1,000	1,500	2,000	2,500	3,000	3,500	4,000	4,500	5,000	5,500	6,000
Average Number of Calls	8.03	7.47	7.27	7.18	7.13	7.10	7.08	7.07	7.06	7.05	7.05	7.04
Average Winners	2.12	3.20	4.38	5.61	6.87	8.15	9.44	10.75	12.05	13.36	14.68	15.99
% Single Winners	47.52%	30.69%	21.14%	15.22%	11.19%	8.44%	6.68%	5.49%	4.62%	3.96%	3.39%	2.92%

## Any Chevron

4 Ways to win

N Balls not counted




Based on 70,000 Computer Simulated Games

Total Non Duplicate Cards in Play	500	1,000	1,500	2,000	2,500	3,000	3,500	4,000	4,500	5,000	5,500	6,000
Average Number of Calls	10.25	9.07	8.49	8.12	7.86	7.66	7.51	7.38	7.27	7.18	7.10	7.04
Average Winners	1.31	1.42	1.51	1.59	1.67	1.74	1.80	1.87	1.94	2.00	2.07	2.14
% Single Winners	76.71%	71.12%	67.28%	64.17%	61.62%	59.22%	57.10%	55.05%	53.13%	51.35%	49.72%	48.16%

## Line, 4 Corners or Corner Stamp

17 Ways to win




Based on 70,000 Computer Simulated Games

Total Non Duplicate Cards in Play	500	1,000	1,500	2,000	2,500	3,000	3,500	4,000	4,500	5,000	5,500	6,000
Average Number of Calls	10.57	9.42	8.85	8.50	8.24	8.05	7.90	7.78	7.68	7.60	7.52	7.46
Average Winners	1.38	1.51	1.61	1.71	1.80	1.89	1.98	2.07	2.17	2.27	2.38	2.49
% Single Winners	73.32%	67.56%	63.44%	59.78%	56.75%	53.97%	51.51%	49.28%	47.35%	45.54%	43.92%	42.43%

## Any Line or 4 Corners

13 Ways to win



Based on 70,000 Computer Simulated Games

Total Non Duplicate Cards in Play	500	1,000	1,500	2,000	2,500	3,000	3,500	4,000	4,500	5,000	5,500	6,000
Average Number of Calls	11.68	10.42	9.81	9.42	9.15	8.95	8.79	8.67	8.56	8.47	8.40	8.34
Average Winners	1.37	1.51	1.64	1.76	1.88	2.00	2.13	2.25	2.38	2.52	2.66	2.80
% Single Winners	74.71%	68.78%	64.39%	60.52%	57.05%	53.98%	51.24%	48.82%	46.68%	44.67%	42.87%	41.18%

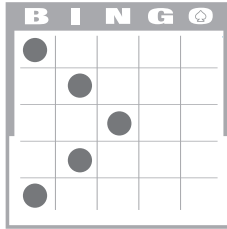
# Bingo Patterns

Average Number Of Calls & Average Number Of Winners

## Any Chevron All Calls

4 Ways to win

All balls in play & counted

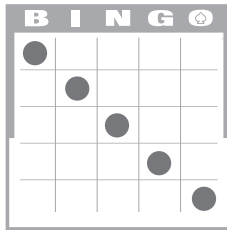


Based on 70,000 Computer Simulated Games

Total Non Duplicate Cards in Play	500	1,000	1,500	2,000	2,500	3,000	3,500	4,000	4,500	5,000	5,500	6,000
Average Number of Calls	12.78	11.31	10.58	10.13	9.80	9.56	9.36	9.20	9.07	8.86	8.86	8.77
Average Winners	1.31	1.42	1.51	1.59	1.67	1.74	1.80	1.87	1.94	2.00	2.07	2.14
% Single Winners	76.71%	71.12%	67.28%	64.17%	61.62%	59.22%	57.10%	55.05%	53.13%	51.35%	49.72%	48.16%

## Any Straight Line

12 Ways to win




Based on 70,000 Computer Simulated Games

Total Non Duplicate Cards in Play	500	1,000	1,500	2,000	2,500	3,000	3,500	4,000	4,500	5,000	5,500	6,000
Average Number of Calls	12.10	10.84	10.22	9.85	9.59	9.40	9.25	9.14	9.05	8.97	8.91	8.85
Average Winners	1.39	1.57	1.75	1.91	2.08	2.25	2.43	2.61	2.80	2.99	3.20	3.40
% Single Winners	74.02%	67.05%	61.68%	56.99%	53.00%	49.39%	46.12%	43.25%	40.63%	38.18%	35.99%	33.96%

## Small Corner X

4 Ways to win




Based on 70,000 Computer Simulated Games

Total Non Duplicate Cards in Play	500	1,000	1,500	2,000	2,500	3,000	3,500	4,000	4,500	5,000	5,500	6,000
Average Number of Calls	12.69	11.31	10.66	10.25	9.97	9.77	9.61	9.48	9.38	9.29	9.22	9.16
Average Winners	1.39	1.62	1.86	2.11	2.36	2.61	2.87	3.13	3.39	3.65	3.92	4.19
% Single Winners	74.55%	66.86%	61.31%	56.76%	52.73%	49.40%	46.62%	44.00%	41.63%	39.49%	37.49%	35.63%

## Any Corner Stamp All Calls

4 Ways to win

All balls in play & counted



Based on 70,000 Computer Simulated Games


Total Non Duplicate Cards in Play	500	1,000	1,500	2,000	2,500	3,000	3,500	4,000	4,500	5,000	5,500	6,000
Average Number of Calls	13.25	11.90	11.26	10.88	10.62	10.42	10.28	10.17	10.07	10.00	9.94	9.88
Average Winners	1.47	1.68	1.88	2.09	2.30	2.52	2.74	2.98	3.21	3.45	3.70	3.95
% Single Winners	69.07%	60.98%	54.80%	49.73%	45.64%	41.94%	38.46%	35.43%	32.85%	30.66%	28.64%	26.91%

# Bingo Patterns

Average Number Of Calls & Average Number Of Winners

## Any Horizontal Line

5 Ways to win




Based on 70,000 Computer Simulated Games

Total Non Duplicate Cards in Play	500	1,000	1,500	2,000	2,500	3,000	3,500	4,000	4,500	5,000	5,500	6,000
Average Number of Calls	15.01	13.39	12.60	12.11	11.77	11.51	11.31	11.15	11.01	10.90	10.81	10.72
Average Winners	1.33	1.55	1.78	2.02	2.27	2.53	2.79	3.05	3.32	3.59	3.86	4.14
% Single Winners	78.75%	71.50%	67.62%	63.78%	60.54%	57.62%	55.05%	52.75%	50.57%	48.51%	46.65%	44.86%

## Any 6 Pack

24 Ways to win

Free Space can be used




Based on 70,000 Computer Simulated Games

Total Non Duplicate Cards in Play	500	1,000	1,500	2,000	2,500	3,000	3,500	4,000	4,500	5,000	5,500	6,000
Average Number of Calls	14.94	13.57	12.87	12.41	12.07	11.81	11.60	11.42	11.27	11.14	11.03	10.93
Average Winners	1.35	1.45	1.51	1.57	1.62	1.67	1.71	1.75	1.79	1.84	1.88	1.92
% Single Winners	75.38%	71.14%	68.69%	66.76%	65.06%	63.82%	62.58%	61.36%	60.30%	59.27%	58.32%	57.40%

## Hardway Straight Line

8 Ways to win

Free Space Cannot be used




Based on 70,000 Computer Simulated Games

Total Non Duplicate Cards in Play	500	1,000	1,500	2,000	2,500	3,000	3,500	4,000	4,500	5,000	5,500	6,000
Average Number of Calls	15.98	14.42	13.62	13.09	12.71	12.41	12.18	11.98	11.81	11.67	11.54	11.43
Average Winners	1.32	1.40	1.47	1.53	1.58	1.63	1.68	1.72	1.76	1.81	1.85	1.90
% Single Winners	78.13%	74.68%	72.06%	70.06%	68.26%	66.64%	65.01%	63.37%	61.80%	60.18%	58.60%	57.06%

## 5 Around The Corner

4 Ways to win



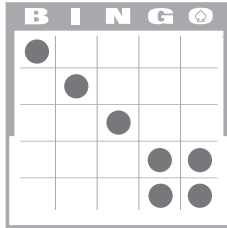
Based on 70,000 Computer Simulated Games

Total Non Duplicate Cards in Play	500	1,000	1,500	2,000	2,500	3,000	3,500	4,000	4,500	5,000	5,500	6,000
Average Number of Calls	18.24	16.50	15.61	15.04	14.62	14.30	14.04	13.83	13.65	13.50	13.37	13.26
Average Winners	1.34	1.44	1.53	1.61	1.69	1.76	1.84	1.91	1.98	2.05	2.12	2.19
% Single Winners	76.64%	72.19%	69.08%	66.91%	64.89%	63.07%	61.46%	59.92%	58.45%	57.02%	55.68%	54.40%

# Bingo Patterns

Average Number Of Calls & Average Number Of Winners

## Crazy Kite




4 Ways to win

N Balls not counted

Based on 70,000 Computer Simulated Games

Total Non Duplicate Cards in Play	500	1,000	1,500	2,000	2,500	3,000	3,500	4,000	4,500	5,000	5,500	6,000
Average Number of Calls	18.31	16.69	15.83	15.26	14.84	14.51	14.23	14.00	13.81	13.64	13.49	13.35
Average Winners	1.22	1.26	1.29	1.31	1.33	1.35	1.37	1.39	1.41	1.43	1.45	1.46
% Single Winners	82.63%	80.28%	78.90%	77.81%	76.85%	75.96%	75.28%	74.63%	73.92%	73.30%	72.77%	72.29%

## 4 Corners All Calls




1 Way to win

All balls in play & counted

Based on 70,000 Computer Simulated Games

Total Non Duplicate Cards in Play	500	1,000	1,500	2,000	2,500	3,000	3,500	4,000	4,500	5,000	5,500	6,000
Average Number of Calls	18.77	16.78	15.81	15.19	14.76	14.44	14.19	13.99	13.83	13.69	13.57	13.47
Average Winners	1.42	1.55	1.66	1.77	1.89	2.02	2.15	2.29	2.44	2.59	2.74	2.90
% Single Winners	71.48%	66.01%	61.99%	58.68%	55.82%	53.24%	50.72%	48.52%	46.54%	44.75%	43.13%	41.66%

## Top Line Or Bottom Line




2 Ways to win

Based on 70,000 Computer Simulated Games

Total Non Duplicate Cards in Play	500	1,000	1,500	2,000	2,500	3,000	3,500	4,000	4,500	5,000	5,500	6,000
Average Number of Calls	19.60	17.53	16.46	15.76	15.25	14.85	14.54	14.27	14.05	13.85	13.69	13.54
Average Winners	1.20	1.27	1.34	1.40	1.47	1.53	1.60	1.68	1.75	1.82	1.89	1.97
% Single Winners	84.67%	80.99%	78.55%	76.64%	74.97%	73.41%	71.91%	70.62%	69.40%	68.24%	67.19%	66.12%

## Hardway 6 Pack



12 Ways to win

Free Space Cannot be used

Based on 70,000 Computer Simulated Games


Total Non Duplicate Cards in Play	500	1,000	1,500	2,000	2,500	3,000	3,500	4,000	4,500	5,000	5,500	6,000
Average Number of Calls	19.54	17.89	17.01	16.43	16.00	15.66	15.39	15.15	14.95	14.78	14.62	14.49
Average Winners	1.29	1.35	1.39	1.43	1.46	1.49	1.51	1.53	1.55	1.57	1.59	1.61
% Single Winners	78.88%	75.75%	74.03%	72.60%	71.40%	70.27%	69.31%	68.47%	67.76%	66.98%	66.29%	65.56%

# Bingo Patterns

Average Number Of Calls & Average Number Of Winners

## Double Bingo

136 Ways to win  
Lines, Corners, And  
Corner Stamps Are Valid




Based on 70,000 Computer Simulated Games

Total Non Duplicate Cards in Play	500	1,000	1,500	2,000	2,500	3,000	3,500	4,000	4,500	5,000	5,500	6,000
Average Number of Calls	19.46	17.91	17.09	16.54	16.13	15.80	15.54	15.31	15.12	14.95	14.80	14.67
Average Winners	1.26	1.29	1.32	1.34	1.36	1.38	1.39	1.41	1.42	1.44	1.45	1.47
% Single Winners	80.44%	78.39%	76.81%	75.78%	74.99%	74.27%	73.53%	72.74%	72.08%	71.46%	70.77%	70.19%

## Any Corner 6 Pack

8 Ways to win

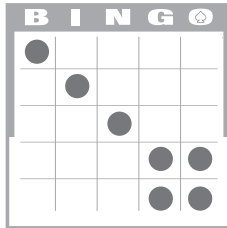


Based on 70,000 Computer Simulated Games

Total Non Duplicate Cards in Play	500	1,000	1,500	2,000	2,500	3,000	3,500	4,000	4,500	5,000	5,500	6,000
Average Number of Calls	20.60	18.84	17.91	17.30	16.84	16.48	16.19	15.95	15.74	15.55	15.39	15.24
Average Winners	1.27	1.32	1.37	1.40	1.42	1.45	1.47	1.49	1.50	1.52	1.53	1.55
% Single Winners	80.08%	77.11%	75.20%	73.76%	72.67%	71.84%	71.08%	70.43%	69.80%	69.19%	68.68%	68.24%

## Crazy Kite All Calls

4 Ways to win  
All balls in play & counted

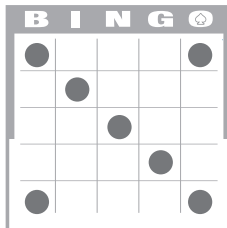


Based on 70,000 Computer Simulated Games

Total Non Duplicate Cards in Play	500	1,000	1,500	2,000	2,500	3,000	3,500	4,000	4,500	5,000	5,500	6,000
Average Number of Calls	22.78	20.77	19.70	19.00	18.47	18.06	17.73	17.44	17.20	16.98	16.79	16.62
Average Winners	1.22	1.25	1.28	1.31	1.34	1.36	1.38	1.40	1.42	1.44	1.46	1.48
% Single Winners	82.90%	80.61%	79.04%	77.59%	76.62%	75.79%	74.98%	74.32%	73.61%	73.03%	72.46%	71.96%

## Any 2 Lines Or Line & 4 Corners

78 Ways to win



Based on 70,000 Computer Simulated Games

Total Non Duplicate Cards in Play	500	1,000	1,500	2,000	2,500	3,000	3,500	4,000	4,500	5,000	5,500	6,000
Average Number of Calls	22.09	20.42	19.52	18.90	18.44	18.08	17.78	17.53	17.31	17.12	16.95	16.79
Average Winners	1.23	1.27	1.29	1.31	1.32	1.33	1.34	1.35	1.37	1.38	1.39	1.40
% Single Winners	82.15%	80.08%	78.88%	78.12%	77.52%	76.81%	76.20%	75.74%	75.27%	74.75%	74.26%	73.82%



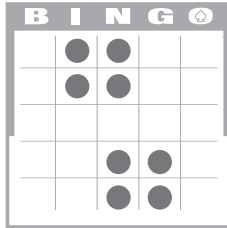
# Bingo Patterns

Average Number Of Calls & Average Number Of Winners

## Any 2 Hardway Blocks Of 4

50 Ways to win / No Overlap

Free Space Cannot be used




Based on 70,000 Computer Simulated Games

Total Non Duplicate Cards in Play	500	1,000	1,500	2,000	2,500	3,000	3,500	4,000	4,500	5,000	5,500	6,000
Average Number of Calls	23.70	22.10	21.25	20.67	20.23	19.89	19.61	19.37	19.16	18.98	18.82	18.67
Average Winners	1.25	1.28	1.30	1.32	1.34	1.35	1.36	1.37	1.38	1.39	1.40	1.41
% Single Winners	81.14%	79.35%	78.18%	77.28%	76.70%	76.18%	75.71%	75.32%	74.95%	74.60%	74.27%	73.99%

## Block Of 8

16 Ways to win

Free Space can be used

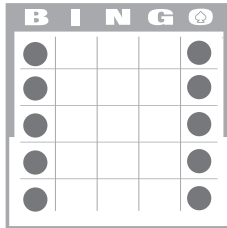


Based on 70,000 Computer Simulated Games

Total Non Duplicate Cards in Play	500	1,000	1,500	2,000	2,500	3,000	3,500	4,000	4,500	5,000	5,500	6,000
Average Number of Calls	24.31	22.55	21.59	20.95	20.47	20.09	19.78	19.52	19.29	19.09	18.91	18.75
Average Winners	1.25	1.29	1.31	1.34	1.35	1.37	1.38	1.39	1.40	1.41	1.42	1.43
% Single Winners	81.01%	79.15%	78.08%	77.09%	76.29%	75.61%	74.94%	74.45%	74.03%	73.65%	73.30%	72.99%

## Any 2 Lines

66 Ways to win




Based on 70,000 Computer Simulated Games

Total Non Duplicate Cards in Play	500	1,000	1,500	2,000	2,500	3,000	3,500	4,000	4,500	5,000	5,500	6,000
Average Number of Calls	24.16	22.55	21.69	21.10	20.66	20.31	20.02	19.78	19.56	19.38	19.21	19.06
Average Winners	1.22	1.26	1.27	1.29	1.31	1.32	1.33	1.34	1.35	1.36	1.38	1.39
% Single Winners	82.49%	80.65%	79.51%	78.67%	77.94%	77.27%	76.62%	76.06%	75.56%	75.12%	74.68%	74.23%

## Triple Bingo

680 Ways to win  
Lines, Corners, And  
Corner Stamps Are Valid



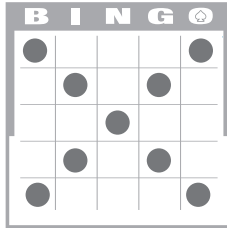
Based on 70,000 Computer Simulated Games

Total Non Duplicate Cards in Play	500	1,000	1,500	2,000	2,500	3,000	3,500	4,000	4,500	5,000	5,500	6,000
Average Number of Calls	25.73	24.17	23.32	22.75	22.31	21.97	21.69	21.45	21.24	21.06	20.90	20.75
Average Winners	1.24	1.27	1.30	1.31	1.32	1.34	1.35	1.36	1.37	1.38	1.39	1.40
% Single Winners	81.33%	79.58%	78.34%	77.36%	76.70%	76.17%	75.58%	75.04%	74.53%	74.04%	73.57%	73.08%

# Bingo Patterns

Average Number Of Calls & Average Number Of Winners

## Letter X




1 Way to win

N Balls not counted

Based on 70,000 Computer Simulated Games

Total Non Duplicate Cards in Play	500	1,000	1,500	2,000	2,500	3,000	3,500	4,000	4,500	5,000	5,500	6,000
Average Number of Calls	28.63	26.63	25.54	24.81	24.25	23.82	23.46	23.15	22.89	22.65	22.44	22.26
Average Winners	1.17	1.20	1.21	1.22	1.23	1.23	1.24	1.24	1.25	1.26	1.26	1.27
% Single Winners	85.66%	84.13%	83.41%	82.86%	82.48%	82.04%	81.68%	81.30%	80.96%	80.67%	80.46%	80.32%

## Block Of 9

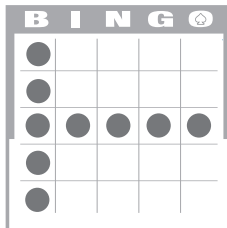


9 Ways to win

Based on 70,000 Computer Simulated Games

Total Non Duplicate Cards in Play	500	1,000	1,500	2,000	2,500	3,000	3,500	4,000	4,500	5,000	5,500	6,000
Average Number of Calls	28.26	26.36	25.33	24.63	24.12	23.72	23.38	23.10	22.85	22.63	22.44	22.27
Average Winners	1.23	1.27	1.29	1.31	1.33	1.34	1.36	1.37	1.38	1.39	1.40	1.41
% Single Winners	82.02%	79.95%	78.75%	77.87%	77.17%	76.54%	76.08%	75.61%	75.16%	74.85%	74.60%	74.32%

## Crazy X, T, Or L




9 Ways to win

Based on 70,000 Computer Simulated Games

Total Non Duplicate Cards in Play	500	1,000	1,500	2,000	2,500	3,000	3,500	4,000	4,500	5,000	5,500	6,000
Average Number of Calls	29.20	27.25	26.17	25.45	24.91	24.48	24.12	23.82	23.55	23.32	23.12	22.93
Average Winners	1.21	1.24	1.26	1.27	1.29	1.30	1.31	1.32	1.33	1.33	1.34	1.35
% Single Winners	83.60%	82.14%	81.30%	80.68%	80.06%	79.51%	79.20%	78.97%	78.82%	78.60%	78.28%	78.02%

## Any 2 Corner Stamps - All Calls



6 Ways to win

All balls in play & counted

Based on 70,000 Computer Simulated Games

Total Non Duplicate Cards in Play	500	1,000	1,500	2,000	2,500	3,000	3,500	4,000	4,500	5,000	5,500	6,000
Average Number of Calls	29.69	27.72	26.65	25.92	25.37	24.94	24.58	24.27	24.01	23.77	23.56	23.38
Average Winners	1.24	1.27	1.29	1.30	1.32	1.33	1.34	1.34	1.35	1.36	1.36	1.37
% Single Winners	81.82%	79.87%	78.70%	77.95%	77.40%	76.95%	76.56%	76.28%	75.97%	75.70%	75.57%	75.49%


# Bingo Patterns

Average Number Of Calls & Average Number Of Winners

## Hardway Blocks Of 8

8 Ways to win

Free Space Cannot be used

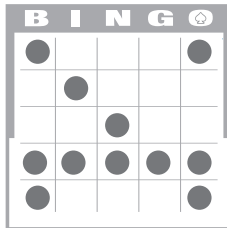


Based on 70,000 Computer Simulated Games

Total Non Duplicate Cards in Play	500	1,000	1,500	2,000	2,500	3,000	3,500	4,000	4,500	5,000	5,500	6,000
Average Number of Calls	28.70	26.74	25.68	24.96	24.43	24.00	23.64	23.34	23.08	22.85	22.64	22.45
Average Winners	1.23	1.26	1.28	1.30	1.31	1.32	1.33	1.34	1.35	1.36	1.37	1.38
% Single Winners	82.33%	81.00%	79.90%	79.13%	78.64%	78.10%	77.54%	77.00%	76.49%	75.96%	75.56%	75.09%

## Triple Bingo

286 Ways to win  
Lines and 4 Corners Are Valid



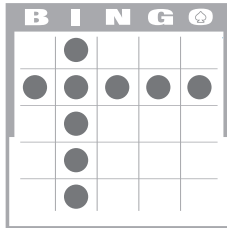
Based on 70,000 Computer Simulated Games

Total Non Duplicate Cards in Play	500	1,000	1,500	2,000	2,500	3,000	3,500	4,000	4,500	5,000	5,500	6,000
Average Number of Calls	29.06	27.37	26.44	25.81	25.33	24.95	24.64	24.37	24.14	23.94	23.75	23.59
Average Winners	1.23	1.25	1.26	1.28	1.28	1.30	1.31	1.31	1.32	1.33	1.33	1.34
% Single Winners	82.42%	81.03%	80.26%	79.55%	79.14%	78.61%	78.10%	77.69%	77.37%	77.07%	76.80%	76.46%

## 2 Hardway Stright Lines

28 Ways to win

Free Space Cannot be used

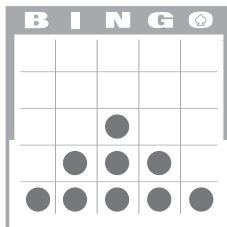


Based on 70,000 Computer Simulated Games

Total Non Duplicate Cards in Play	500	1,000	1,500	2,000	2,500	3,000	3,500	4,000	4,500	5,000	5,500	6,000
Average Number of Calls	29.30	27.55	26.59	25.94	25.45	25.06	24.73	24.45	24.21	24.00	23.81	23.64
Average Winners	1.23	1.26	1.27	1.29	1.30	1.32	1.32	1.33	1.34	1.35	1.35	1.36
% Single Winners	82.45%	80.94%	80.10%	79.17%	78.44%	77.81%	77.47%	77.21%	77.05%	76.87%	76.68%	76.51%

## Crazy Pyramid

4 Ways to win



Based on 70,000 Computer Simulated Games

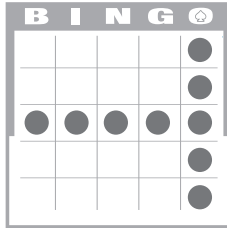
Total Non Duplicate Cards in Play	500	1,000	1,500	2,000	2,500	3,000	3,500	4,000	4,500	5,000	5,500	6,000
Average Number of Calls	30.59	28.47	27.32	26.54	25.95	25.49	25.10	24.77	24.48	24.23	24.01	23.81
Average Winners	1.21	1.23	1.25	1.26	1.27	1.28	1.29	1.29	1.30	1.31	1.32	1.32
% Single Winners	83.88%	82.70%	81.86%	81.20%	80.59%	79.90%	79.36%	79.01%	78.68%	78.36%	78.10%	77.86%

# Bingo Patterns

Average Number Of Calls & Average Number Of Winners

## Crazy T

4 Ways to win




Based on 70,000 Computer Simulated Games

Total Non Duplicate Cards in Play	500	1,000	1,500	2,000	2,500	3,000	3,500	4,000	4,500	5,000	5,500	6,000
Average Number of Calls	30.65	28.58	27.46	26.71	26.14	25.69	25.32	25.01	24.73	24.49	24.27	24.08
Average Winners	1.22	1.25	1.27	1.29	1.30	1.32	1.33	1.33	1.34	1.35	1.35	1.36
% Single Winners	83.10%	81.65%	80.40%	79.46%	78.65%	78.14%	77.73%	77.41%	77.16%	76.96%	76.74%	76.61%

## Rail Road Tracks

8 Ways to win  
Two Lines Must Be  
Adjacent Either Vertically  
Or Horizontally

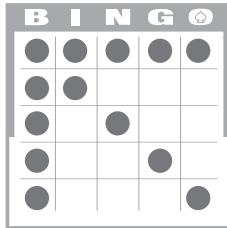


Based on 70,000 Computer Simulated Games

Total Non Duplicate Cards in Play	500	1,000	1,500	2,000	2,500	3,000	3,500	4,000	4,500	5,000	5,500	6,000
Average Number of Calls	30.40	28.61	27.61	26.93	26.42	26.01	25.67	25.39	25.14	24.92	24.72	24.54
Average Winners	1.21	1.23	1.24	1.25	1.26	1.26	1.27	1.27	1.27	1.28	1.28	1.29
% Single Winners	83.62%	81.41%	81.83%	81.26%	80.88%	80.57%	80.32%	80.12%	79.96%	79.78%	79.52%	75.35%

## Any 3 Lines

220 Ways to win




Based on 70,000 Computer Simulated Games

Total Non Duplicate Cards in Play	500	1,000	1,500	2,000	2,500	3,000	3,500	4,000	4,500	5,000	5,500	6,000
Average Number of Calls	31.61	30.02	29.15	28.56	28.11	27.75	27.45	27.19	26.97	26.77	26.60	26.44
Average Winners	1.22	1.24	1.26	1.27	1.28	1.29	1.29	1.30	1.30	1.31	1.31	1.32
% Single Winners	82.65%	81.48%	80.52%	79.75%	79.29%	78.96%	78.60%	78.43%	78.24%	78.05%	77.87%	77.68%

## Hollow Diamonds

1 Way to win



Based on 70,000 Computer Simulated Games

Total Non Duplicate Cards in Play	500	1,000	1,500	2,000	2,500	3,000	3,500	4,000	4,500	5,000	5,500	6,000
Average Number of Calls	35.31	32.80	31.43	30.50	29.80	29.24	28.78	28.39	28.05	27.75	27.48	27.25
Average Winners	1.15	1.17	1.18	1.19	1.20	1.21	1.21	1.22	1.22	1.23	1.23	1.24
% Single Winners	87.46%	85.93%	85.24%	84.62%	84.22%	83.86%	83.48%	83.19%	82.84%	82.55%	82.28%	82.11%

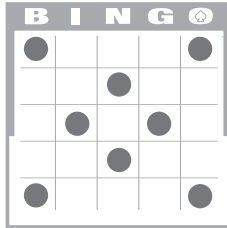


# Bingo Patterns

Average Number Of Calls & Average Number Of Winners

## Small Diamond & 4 Corners

1 Way to win




Based on 70,000 Computer Simulated Games

Total Non Duplicate Cards in Play	500	1,000	1,500	2,000	2,500	3,000	3,500	4,000	4,500	5,000	5,500	6,000
Average Number of Calls	35.33	32.81	31.44	30.51	29.81.14	29.26	28.80	28.41	28.08	27.78	27.51	27.27
Average Winners	1.15	1.17	1.18	1.19	1.20	1.21	1.22	1.23	1.23	1.24	1.24	1.25
% Single Winners	87.34%	85.98%	85.17%	84.42%	83.88%	83.40%	83.01%	82.65%	82.29%	82.03%	81.78%	81.56%

## Number 7

1 Way to win



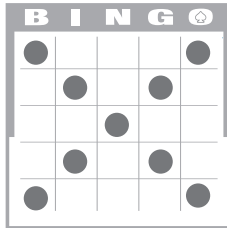
Based on 70,000 Computer Simulated Games

Total Non Duplicate Cards in Play	500	1,000	1,500	2,000	2,500	3,000	3,500	4,000	4,500	5,000	5,500	6,000
Average Number of Calls	35.39	32.88	31.51	30.57	29.87	29.31	28.85	28.46	28.12	27.81	27.55	27.30
Average Winners	1.15	1.17	1.19	1.20	1.21	1.21	1.22	1.22	1.23	1.23	1.24	1.24
% Single Winners	87.39%	85.77%	84.84%	84.34%	83.92%	83.43%	83.13%	82.83%	82.61%	82.42%	82.18%	81.95%

## Letter X All Calls

1 Way to win

All balls in play & counted




Based on 70,000 Computer Simulated Games

Total Non Duplicate Cards in Play	500	1,000	1,500	2,000	2,500	3,000	3,500	4,000	4,500	5,000	5,500	6,000
Average Number of Calls	35.62	33.13	31.77	30.84	30.15	29.60	29.15	28.77	28.44	28.14	27.88	27.65
Average Winners	1.17	1.19	1.21	1.22	1.23	1.24	1.25	1.25	1.26	1.26	1.27	1.27
% Single Winners	85.77%	84.40%	83.56%	82.88%	82.42%	81.93%	81.63%	81.32%	80.95%	80.60%	80.35%	80.17%

## Crazy L

4 Ways to win



Based on 70,000 Computer Simulated Games

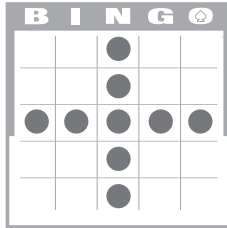
Total Non Duplicate Cards in Play	500	1,000	1,500	2,000	2,500	3,000	3,500	4,000	4,500	5,000	5,500	6,000
Average Number of Calls	34.60	32.56	31.45	30.68	30.11	29.65	29.27	28.95	28.68	28.43	28.21	28.01
Average Winners	1.27	1.31	1.33	1.35	1.36	1.38	1.39	1.40	1.41	1.42	1.42	1.43
% Single Winners	80.65%	78.85%	77.73%	77.08%	76.40%	75.675	75.08%	74.56%	74.14%	73.84%	73.66%	73.43%

# Bingo Patterns

Average Number Of Calls & Average Number Of Winners

## Cross

1 Way to win




Based on 70,000 Computer Simulated Games

Total Non Duplicate Cards in Play	500	1,000	1,500	2,000	2,500	3,000	3,500	4,000	4,500	5,000	5,500	6,000
Average Number of Calls	36.50	34.12	32.82	31.93	31.27	30.74	30.31	29.94	29.62	29.34	29.09	28.87
Average Winners	1.27	1.31	1.34	1.35	1.36	1.37	1.38	1.40	1.41	1.42	1.43	1.45
% Single Winners	81.25%	79.41%	78.21%	77.58%	77.02%	76.58%	76.03%	75.45%	74.88%	74.26%	73.70%	73.15%

## Letter T

1 Way to win




Based on 70,000 Computer Simulated Games

Total Non Duplicate Cards in Play	500	1,000	1,500	2,000	2,500	3,000	3,500	4,000	4,500	5,000	5,500	6,000
Average Number of Calls	36.58	34.21	32.93	32.05	31.38	30.86	30.43	30.07	29.75	29.48	29.23	29.01
Average Winners	1.27	1.31	1.34	1.36	1.38	1.39	1.40	1.41	1.42	1.43	1.43	1.44
% Single Winners	81.00%	78.97%	77.96%	77.20%	76.71%	76.32%	75.93%	75.56%	75.17%	74.74%	74.36%	74.00%

## Small Frame All Calls

1 Way to win

All balls in play & counted




Based on 70,000 Computer Simulated Games

Total Non Duplicate Cards in Play	500	1,000	1,500	2,000	2,500	3,000	3,500	4,000	4,500	5,000	5,500	6,000
Average Number of Calls	36.79	34.37	33.06	32.17	31.50	30.98	30.54	30.17	29.85	29.56	29.31	29.08
Average Winners	1.26	1.29	1.31	1.33	1.34	1.35	1.36	1.37	1.38	1.39	1.39	1.40
% Single Winners	80.27%	78.95%	77.75%	76.92%	76.27%	75.84%	75.42%	75.11%	74.72%	74.44%	74.30%	74.21%

## Crazy Giant Kite

4 Ways to win



Based on 70,000 Computer Simulated Games


Total Non Duplicate Cards in Play	500	1,000	1,500	2,000	2,500	3,000	3,500	4,000	4,500	5,000	5,500	6,000
Average Number of Calls	36.50	34.41	33.25	32.46	31.87	31.39	30.99	30.66	30.36	30.11	29.88	29.67
Average Winners	1.17	1.19	1.20	1.21	1.21	1.22	1.22	1.23	1.23	1.24	1.24	1.25
% Single Winners	85.85%	84.79%	84.17%	83.62%	84.24%	82.90%	82.64%	82.37%	82.13%	81.92%	81.70%	81.47%

# Bingo Patterns

Average Number Of Calls & Average Number Of Winners

## Crazy 4x4

4 Ways to win




Based on 70,000 Computer Simulated Games

Total Non Duplicate Cards in Play	500	1,000	1,500	2,000	2,500	3,000	3,500	4,000	4,500	5,000	5,500	6,000
Average Number of Calls	37.03	34.99	33.85	33.08	32.50	32.03	31.64	31.31	31.02	30.76	30.54	30.33
Average Winners	1.22	1.24	1.25	1.26	1.26	1.27	1.28	1.28	1.28	1.29	1.29	1.30
% Single Winners	83.25%	82.35%	81.77%	81.39%	81.06%	80.75%	80.47%	80.21%	79.94%	79.63%	79.29%	78.97%

## Letter V

1 Way to win




Based on 70,000 Computer Simulated Games

Total Non Duplicate Cards in Play	500	1,000	1,500	2,000	2,500	3,000	3,500	4,000	4,500	5,000	5,500	6,000
Average Number of Calls	39.04	36.67	35.37	34.48	33.81	33.28	32.83	32.45	32.12	31.83	31.57	31.33
Average Winners	1.21	1.25	1.26	1.27	1.28	1.28	1.29	1.29	1.30	1.30	1.31	1.32
% Single Winners	83.56%	81.77%	81.01%	80.65%	80.36%	80.01%	79.72%	79.43%	79.18%	78.93%	78.73%	78.56%

## 4 Brackets

1 Way to win

N Balls not counted




Based on 70,000 Computer Simulated Games

Total Non Duplicate Cards in Play	500	1,000	1,500	2,000	2,500	3,000	3,500	4,000	4,500	5,000	5,500	6,000
Average Number of Calls	37.62	35.93	34.98	34.32	33.82	33.42	33.09	32.81	32.56	32.34	32.14	31.96
Average Winners	1.26	1.29	1.30	1.31	1.32	1.33	1.33	1.34	1.35	1.35	1.36	1.36
% Single Winners	80.70%	79.21%	78.62%	78.08%	77.72%	77.39%	77.13%	76.69%	76.52%	76.25%	76.02%	75.90%

## 3 Hardway Straight Lines

56 Ways to win

Free Space Cannot be used



Based on 70,000 Computer Simulated Games


Total Non Duplicate Cards in Play	500	1,000	1,500	2,000	2,500	3,000	3,500	4,000	4,500	5,000	5,500	6,000
Average Number of Calls	37.36	36.13	35.22	34.60	34.13	33.76	33.45	33.18	32.94	32.74	32.55	32.38
Average Winners	1.23	1.25	1.26	1.27	1.28	1.29	1.30	1.30	1.31	1.31	1.31	1.32
% Single Winners	82.22%	80.78%	80.26%	79.72%	79.06%	78.70%	78.47%	78.20%	77.98%	77.82%	77.70%	77.58%

# Bingo Patterns

Average Number Of Calls & Average Number Of Winners

## Letter L

1 Way to win



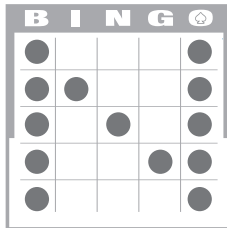
Based on 70,000 Computer Simulated Games

Total Non Duplicate Cards in Play	500	1,000	1,500	2,000	2,500	3,000	3,500	4,000	4,500	5,000	5,500	6,000
Average Number of Calls	40.43	38.18	36.96	36.13	35.50	35.00	34.59	34.24	33.93	33.65	33.41	33.19
Average Winners	1.35	1.40	1.44	1.47	1.49	1.51	1.53	1.55	1.56	1.57	1.58	1.59
% Single Winners	77.43%	75.22%	73.86%	72.85%	72.10%	71.47%	70.94%	70.63%	70.42%	70.19%	70.04%	69.92%

## Letter N

1 Way to win

N Balls not counted



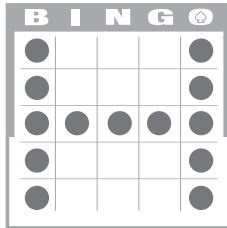
Based on 70,000 Computer Simulated Games

Total Non Duplicate Cards in Play	500	1,000	1,500	2,000	2,500	3,000	3,500	4,000	4,500	5,000	5,500	6,000
Average Number of Calls	38.53	36.92	36.04	35.43	34.97	34.61	34.30	34.04	33.81	33.61	33.43	33.26
Average Winners	1.37	1.41	1.43	1.45	1.46	1.48	1.50	1.51	1.52	1.53	1.53	1.54
% Single Winners	75.20%	73.69%	72.85%	72.18%	71.42%	70.74%	70.15%	69.86%	69.55%	69.25%	69.02%	68.78%

## Letter H

1 Way to win

N Balls not counted

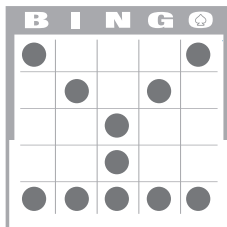


Based on 70,000 Computer Simulated Games

Total Non Duplicate Cards in Play	500	1,000	1,500	2,000	2,500	3,000	3,500	4,000	4,500	5,000	5,500	6,000
Average Number of Calls	38.55	36.97	36.09	35.49	35.03	34.66	34.36	34.10	33.88	33.68	33.50	33.34
Average Winners	1.38	1.41	1.44	1.45	1.47	1.48	1.49	1.50	1.51	1.52	1.53	1.53
% Single Winners	74.99%	73.45%	72.46%	71.93%	71.41%	71.00%	70.63%	70.25%	69.95%	69.71%	69.55%	69.39%

## Champagne Glass

1 Way to win



Based on 70,000 Computer Simulated Games

Total Non Duplicate Cards in Play	500	1,000	1,500	2,000	2,500	3,000	3,500	4,000	4,500	5,000	5,500	6,000
Average Number of Calls	41.16	38.77	37.45	36.56	35.88	35.34	34.89	34.50	34.17	33.88	33.62	33.39
Average Winners	1.14	1.16	1.17	1.17	1.18	1.18	1.19	1.19	1.20	1.20	1.20	1.21
% Single Winners	87.75%	86.85%	86.30%	85.68%	85.33%	84.96%	84.74%	84.49%	84.29%	83.99%	83.65%	83.32%

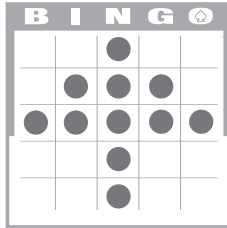


# Bingo Patterns

Average Number Of Calls & Average Number Of Winners

## Christmas Tree

1 Way to win




Based on 70,000 Computer Simulated Games

Total Non Duplicate Cards in Play	500	1,000	1,500	2,000	2,500	3,000	3,500	4,000	4,500	5,000	5,500	6,000
Average Number of Calls	41.99	39.67	38.39	37.51	36.85	36.32	35.88	35.50	35.17	34.88	34.62	34.39
Average Winners	1.22	1.25	1.26	1.27	1.27	1.28	1.29	1.29	1.29	1.30	1.30	1.31
% Single Winners	83.32%	82.29%	81.66%	81.23%	80.78%	80.47%	80.23%	79.97%	79.70%	79.39%	79.05%	78.76%

## Arrow

1 Way to win

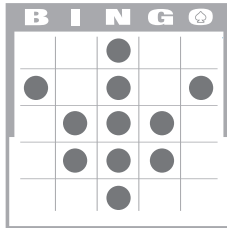


Based on 70,000 Computer Simulated Games

Total Non Duplicate Cards in Play	500	1,000	1,500	2,000	2,500	3,000	3,500	4,000	4,500	5,000	5,500	6,000
Average Number of Calls	41.94	39.63	38.36	37.50	36.84	36.33	35.89	35.53	23.21	34.92	34.67	34.44
Average Winners	1.22	1.24	1.26	1.27	1.28	1.29	1.29	1.30	1.30	1.31	1.31	1.32
% Single Winners	83.57%	82.23%	81.43%	80.88%	80.39%	79.79%	79.38%	79.05%	78.82%	78.65%	78.41%	78.17%

## Maple Leaf

1 Way to win




Based on 70,000 Computer Simulated Games

Total Non Duplicate Cards in Play	500	1,000	1,500	2,000	2,500	3,000	3,500	4,000	4,500	5,000	5,500	6,000
Average Number of Calls	41.99	39.69	38.41	37.54	36.88	36.36	35.92	35.55	35.22	34.94	34.69	34.46
Average Winners	1.22	1.24	1.26	1.27	1.28	1.29	1.30	1.30	1.31	1.32	1.32	1.33
% Single Winners	83.34%	82.21%	81.48%	80.81%	80.28%	79.87%	79.50%	79.22%	78.88%	78.47%	78.04%	77.69%

## Any 3 Corner Stamps - All Calls

4 Ways to win

All balls in play & counted




Based on 70,000 Computer Simulated Games

Total Non Duplicate Cards in Play	500	1,000	1,500	2,000	2,500	3,000	3,500	4,000	4,500	5,000	5,500	6,000
Average Number of Calls	42.36	40.44	39.36	38.62	38.05	37.60	37.22	36.89	36.61	36.36	36.14	35.93
Average Winners	1.24	1.25	1.27	1.27	1.28	1.28	1.29	1.29	1.29	1.29	1.30	1.30
% Single Winners	81.76%	80.75%	80.12%	79.86%	79.67%	79.45%	79.16%	78.88%	78.69%	78.58%	78.50%	78.47%

# Bingo Patterns

Average Number Of Calls & Average Number Of Winners

## Letter A



1 Way to win


Based on 70,000 Computer Simulated Games

Total Non Duplicate Cards in Play	500	1,000	1,500	2,000	2,500	3,000	3,500	4,000	4,500	5,000	5,500	6,000
Average Number of Calls	43.89	41.61	40.35	39.48	38.82	38.30	37.86	37.49	37.16	36.87	36.61	36.38
Average Winners	1.18	1.20	1.21	1.22	1.23	1.23	1.24	1.24	1.24	1.25	1.25	1.25
% Single Winners	85.14%	84.19%	83.40%	83.01%	82.75%	82.53%	82.34%	82.18%	81.95%	81.77%	81.58%	81.44%

## Swatter & Fly - All Calls

5 Ways to win / Fly Is Any  
O


All balls in play & counted



Based on 70,000 Computer Simulated Games

Total Non Duplicate Cards in Play	500	1,000	1,500	2,000	2,500	3,000	3,500	4,000	4,500	5,000	5,500	6,000
Average Number of Calls	43.61	41.47	40.29	39.49	38.88	38.40	37.99	37.64	37.34	37.08	36.85	36.63
Average Winners	1.35	1.39	1.42	1.43	1.45	1.46	1.47	1.47	1.48	1.49	1.50	1.50
% Single Winners	76.17%	74.71%	73.96%	73.35%	72.85%	72.34%	72.13%	71.94%	71.62%	71.30%	70.99%	70.76%

## Number 13




1 Way to win

1 Balls not counted

Based on 70,000 Computer Simulated Games

Total Non Duplicate Cards in Play	500	1,000	1,500	2,000	2,500	3,000	3,500	4,000	4,500	5,000	5,500	6,000
Average Number of Calls	41.89	40.43	39.60	39.04	38.61	38.26	37.97	37.72	37.50	37.31	37.13	36.97
Average Winners	1.31	1.33	1.34	1.36	1.36	1.37	1.38	1.38	1.38	1.39	1.39	1.39
% Single Winners	78.29%	77.23%	76.78%	76.21%	75.82%	75.39%	75.20%	74.98%	74.77%	74.68%	74.56%	74.49%

## Crazy H



2 Ways to win

Based on 70,000 Computer Simulated Games

Total Non Duplicate Cards in Play	500	1,000	1,500	2,000	2,500	3,000	3,500	4,000	4,500	5,000	5,500	6,000
Average Number of Calls	44.07	42.03	40.89	40.11	39.51	39.04	38.64	38.30	38.01	37.74	37.51	37.29
Average Winners	1.21	1.23	1.24	1.25	1.25	1.26	1.27	1.27	1.28	1.28	1.29	1.29
% Single Winners	83.78%	82.85%	82.18%	81.70%	81.33%	80.97%	80.67%	80.47%	80.27%	80.08%	79.94%	79.74%


# Bingo Patterns

Average Number Of Calls & Average Number Of Winners

## 4 Corner Stamps

1 Way to win

N Balls not counted




Based on 70,000 Computer Simulated Games

Total Non Duplicate Cards in Play	500	1,000	1,500	2,000	2,500	3,000	3,500	4,000	4,500	5,000	5,500	6,000
Average Number of Calls	42.68	41.25	40.44	39.88	39.46	39.12	38.83	38.59	38.37	38.18	38.01	37.85
Average Winners	1.27	1.28	1.29	1.30	1.30	1.31	1.31	1.31	1.31	1.32	1.32	1.32
% Single Winners	80.08%	79.14%	78.64%	78.42%	78.16%	78.12%	77.87%	77.66%	77.45%	77.30%	77.10%	76.91%

## Bow Tie

1 Way to win

N Balls not counted

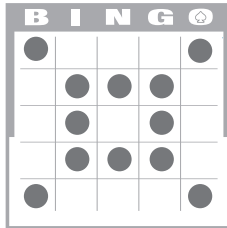


Based on 70,000 Computer Simulated Games

Total Non Duplicate Cards in Play	500	1,000	1,500	2,000	2,500	3,000	3,500	4,000	4,500	5,000	5,500	6,000
Average Number of Calls	42.89	41.49	40.70	40.15	39.74	39.41	39.12	38.88	38.67	38.49	38.32	38.16
Average Winners	1.31	1.33	1.34	1.35	1.35	1.36	1.37	1.37	1.38	1.38	1.38	1.38
% Single Winners	78.23%	77.29%	76.89%	76.47%	76.12%	75.71%	75.48%	75.24%	75.12%	75.03%	74.92%	74.90%

## Sputnik

1 Way to win




Based on 70,000 Computer Simulated Games

Total Non Duplicate Cards in Play	500	1,000	1,500	2,000	2,500	3,000	3,500	4,000	4,500	5,000	5,500	6,000
Average Number of Calls	45.94	43.75	42.52	41.69	41.05	40.53	40.10	39.74	39.42	39.13	38.87	38.54
Average Winners	1.17	1.18	1.19	1.20	1.21	1.21	1.22	1.22	1.22	1.23	1.23	1.24
% Single Winners	86.05%	85.15%	84.67%	84.12%	83.67%	83.48%	83.24%	83.01%	82.78%	82.55%	82.38%	82.22%

## Zero

1 Way to win




Based on 70,000 Computer Simulated Games

Total Non Duplicate Cards in Play	500	1,000	1,500	2,000	2,500	3,000	3,500	4,000	4,500	5,000	5,500	6,000
Average Number of Calls	45.94	43.75	43.53	41.70	41.06	40.54	40.11	39.74	39.42	39.13	38.88	38.65
Average Winners	1.17	1.19	1.20	1.21	1.21	1.21	1.21	1.21	1.22	1.22	1.22	1.23
% Single Winners	85.69%	84.90%	84.27%	83.94%	83.80%	83.67%	83.57%	83.40%	83.26%	83.15%	83.04%	82.91%

# Bingo Patterns

Average Number Of Calls & Average Number Of Winners

## Checker Board




1 Way to win

Based on 70,000 Computer Simulated Games

Total Non Duplicate Cards in Play	500	1,000	1,500	2,000	2,500	3,000	3,500	4,000	4,500	5,000	5,500	6,000
Average Number of Calls	45.95	43.78	42.56	41.72	41.08	40.56	40.14	39.78	39.46	39.18	38.92	38.69
Average Winners	1.17	1.19	1.20	1.20	1.21	1.21	1.21	1.22	1.22	1.22	1.23	1.23
% Single Winners	86.08%	84.95%	84.46%	84.14%	83.81%	83.58%	83.22%	83.93%	82.69%	82.40%	82.14%	81.95%

## Letter Z

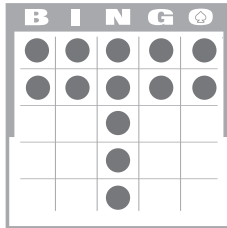


1 Way to win

Based on 70,000 Computer Simulated Games

Total Non Duplicate Cards in Play	500	1,000	1,500	2,000	2,500	3,000	3,500	4,000	4,500	5,000	5,500	6,000
Average Number of Calls	46.00	43.81	42.59	41.75	41.11	40.60	40.18	39.82	39.50	39.22	38.97	38.74
Average Winners	1.17	1.19	1.20	1.20	1.21	1.21	1.22	1.22	1.22	1.23	1.23	1.23
% Single Winners	85.78%	84.92%	84.37%	84.05%	83.68%	83.44%	83.17%	82.95%	82.69%	82.49%	82.33%	82.17%

## Hammer Head T




1 Way to win

Based on 70,000 Computer Simulated Games

Total Non Duplicate Cards in Play	500	1,000	1,500	2,000	2,500	3,000	3,500	4,000	4,500	5,000	5,500	6,000
Average Number of Calls	46.17	44.00	42.79	41.96	41.33	40.83	40.40	40.04	39.72	39.43	39.18	38.95
Average Winners	1.20	1.21	1.23	1.23	1.24	1.25	1.25	1.26	1.26	1.26	1.26	1.26
% Single Winners	84.68%	83.74%	83.06%	82.52%	82.07%	81.81%	81.64%	81.51%	81.37%	81.31%	81.31%	81.37%

## Letter I



1 Way to win

Based on 70,000 Computer Simulated Games

Total Non Duplicate Cards in Play	500	1,000	1,500	2,000	2,500	3,000	3,500	4,000	4,500	5,000	5,500	6,000
Average Number of Calls	46.19	44.01	43.83	41.99	41.36	40.85	40.43	40.06	39.75	39.47	39.22	39.00
Average Winners	1.19	1.21	1.22	1.23	1.24	1.24	1.25	1.26	1.26	1.27	1.27	1.28
% Single Winners	84.88%	83.82%	83.30%	82.82%	82.41%	81.96%	81.57%	81.34%	81.06%	80.81%	80.62%	80.38%

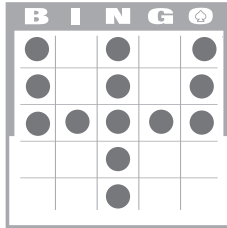


# Bingo Patterns

Average Number Of Calls & Average Number Of Winners

## Cactus

1 Way to win




Based on 70,000 Computer Simulated Games

Total Non Duplicate Cards in Play	500	1,000	1,500	2,000	2,500	3,000	3,500	4,000	4,500	5,000	5,500	6,000
Average Number of Calls	46.48	44.35	43.16	42.34	41.71	41.21	40.79	40.44	40.12	39.85	39.60	39.38
Average Winners	1.22	1.24	1.26	1.27	1.28	1.28	1.29	1.29	1.30	1.30	1.31	1.31
% Single Winners	82.82%	81.82%	81.19%	80.57%	80.18%	79.97%	79.71%	79.43%	79.20%	78.91%	78.61%	78.31%

## Corners & Cross

1 Way to win

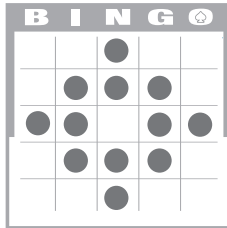


Based on 70,000 Computer Simulated Games

Total Non Duplicate Cards in Play	500	1,000	1,500	2,000	2,500	3,000	3,500	4,000	4,500	5,000	5,500	6,000
Average Number of Calls	46.56	44.43	43.24	42.41	41.79	41.28	40.87	40.51	40.19	39.91	39.66	39.43
Average Winners	1.23	1.24	1.26	1.26	1.27	1.27	1.28	1.28	1.29	1.29	1.29	1.29
% Single Winners	82.50%	81.82%	81.26%	80.91%	80.59%	80.27%	79.97%	79.82%	79.66%	79.55%	79.46%	79.33%

## Satellite

1 Way to win




Based on 70,000 Computer Simulated Games

Total Non Duplicate Cards in Play	500	1,000	1,500	2,000	2,500	3,000	3,500	4,000	4,500	5,000	5,500	6,000
Average Number of Calls	46.54	44.40	43.21	42.39	41.77	41.27	40.85	40.49	40.18	39.90	39.65	39.43
Average Winners	1.23	1.24	1.25	1.26	1.27	1.28	1.28	1.29	1.29	1.29	1.30	1.30
% Single Winners	82.85%	81.98%	81.18%	80.62%	80.18%	79.85%	79.71%	79.57%	79.44%	79.25%	79.04%	78.82%

## Full Diamond

1 Way to win



Based on 70,000 Computer Simulated Games


Total Non Duplicate Cards in Play	500	1,000	1,500	2,000	2,500	3,000	3,500	4,000	4,500	5,000	5,500	6,000
Average Number of Calls	46.53	44.39	43.20	42.38	41.75	41.25	40.84	40.49	40.18	39.91	39.67	39.45
Average Winners	1.23	1.24	1.26	1.26	1.27	1.28	1.28	1.29	1.29	1.30	1.30	1.30
% Single Winners	82.65%	81.80%	81.06%	80.74%	80.49%	80.17%	79.84%	79.59%	79.38%	79.19%	79.08%	79.00%

# Bingo Patterns

Average Number Of Calls & Average Number Of Winners

## Crazy Triangle

4 Ways to win




Based on 70,000 Computer Simulated Games

Total Non Duplicate Cards in Play	500	1,000	1,500	2,000	2,500	3,000	3,500	4,000	4,500	5,000	5,500	6,000
Average Number of Calls	45.76	43.95	42.93	42.23	41.70	41.26	40.90	40.59	40.32	40.08	39.86	39.67
Average Winners	1.22	1.24	1.25	1.26	1.26	1.27	1.27	1.27	1.28	1.28	1.28	1.28
% Single Winners	82.98%	81.86%	81.48%	81.07%	80.70%	80.45%	80.19%	79.90%	79.66%	79.53%	79.38%	79.19%

## 4 Brackets All Calls

1 Way to win

All balls in play & counted




Based on 70,000 Computer Simulated Games

Total Non Duplicate Cards in Play	500	1,000	1,500	2,000	2,500	3,000	3,500	4,000	4,500	5,000	5,500	6,000
Average Number of Calls	46.81	44.71	43.53	42.71	42.09	41.59	41.18	40.82	40.52	40.24	40.00	39.77
Average Winners	1.26	1.29	1.30	1.31	1.32	1.33	1.33	1.34	1.35	1.35	1.36	1.36
% Single Winners	80.70%	79.21%	78.62%	78.08%	77.72%	77.39%	77.13%	76.79%	76.52%	76.25%	76.02%	75.90%

## Broken Frame

16 Ways to win  
One Away From A Large Frame




Based on 70,000 Computer Simulated Games

Total Non Duplicate Cards in Play	500	1,000	1,500	2,000	2,500	3,000	3,500	4,000	4,500	5,000	5,500	6,000
Average Number of Calls	46.08	44.35	43.38	42.72	42.21	41.81	41.47	41.18	40.93	40.71	40.52	40.34
Average Winners	1.27	1.30	1.31	1.33	1.34	1.35	1.35	1.36	1.37	1.38	1.38	1.39
% Single Winners	80.37%	78.97%	78.28%	77.70%	77.08%	76.60%	76.24%	75.86%	75.51%	75.20%	74.92%	74.59%

## Top Half Or Bottom Half

2 Ways to win



Based on 70,000 Computer Simulated Games

Total Non Duplicate Cards in Play	500	1,000	1,500	2,000	2,500	3,000	3,500	4,000	4,500	5,000	5,500	6,000
Average Number of Calls	47.59	45.66	44.58	43.84	43.28	42.83	42.45	42.13	41.85	41.60	41.38	41.17
Average Winners	1.20	1.21	1.22	1.22	1.23	1.24	1.24	1.24	1.25	1.25	1.25	1.25
% Single Winners	84.24%	83.47%	83.06%	82.82%	82.50%	82.24%	82.00%	81.86%	81.68%	81.60%	81.45%	81.34%

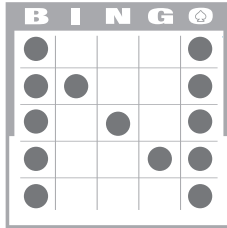
# Bingo Patterns

Average Number Of Calls & Average Number Of Winners

## Letter N All Calls

1 Way to win

All balls in play & counted



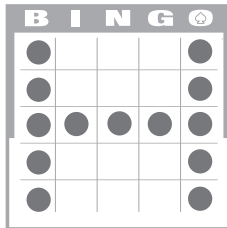
Based on 70,000 Computer Simulated Games

Total Non Duplicate Cards in Play	500	1,000	1,500	2,000	2,500	3,000	3,500	4,000	4,500	5,000	5,500	6,000
Average Number of Calls	47.96	45.97	44.86	44.10	43.53	43.07	42.69	42.37	42.08	41.83	41.60	41.40
Average Winners	1.37	1.41	1.43	1.45	1.46	1.48	1.50	1.51	1.52	1.53	1.53	1.54
% Single Winners	75.20%	73.69%	72.85%	72.18%	71.42%	70.74%	70.15%	69.86%	69.55%	69.25%	69.02%	68.78%

## Letter H All Calls

1 Way to win

All balls in play & counted




Based on 70,000 Computer Simulated Games

Total Non Duplicate Cards in Play	500	1,000	1,500	2,000	2,500	3,000	3,500	4,000	4,500	5,000	5,500	6,000
Average Number of Calls	48.00	46.03	44.93	44.18	43.61	43.15	42.78	42.45	42.17	41.92	41.70	41.50
Average Winners	1.38	1.41	1.44	1.45	1.47	1.48	1.49	1.50	1.51	1.52	1.53	1.53
% Single Winners	74.99%	73.45%	72.46%	71.93%	71.41%	71.00%	70.63%	70.25%	69.95%	69.71%	69.55%	69.39%

## Crazy Outside Double Bars

1 Way to win




Based on 70,000 Computer Simulated Games

Total Non Duplicate Cards in Play	500	1,000	1,500	2,000	2,500	3,000	3,500	4,000	4,500	5,000	5,500	6,000
Average Number of Calls	47.91	46.13	45.15	44.46	43.94	43.52	43.16	42.86	42.60	42.36	42.15	41.96
Average Winners	1.25	1.26	1.27	1.28	1.29	1.30	1.30	1.31	1.31	1.31	1.32	1.32
% Single Winners	81.51%	80.50%	79.99%	79.46%	79.04%	78.67%	78.36%	78.04%	77.90%	77.80%	77.66%	77.52%

## BIN Or NGO

2 Ways to win



Based on 70,000 Computer Simulated Games


Total Non Duplicate Cards in Play	500	1,000	1,500	2,000	2,500	3,000	3,500	4,000	4,500	5,000	5,500	6,000
Average Number of Calls	48.15	46.32	45.30	44.59	44.05	43.61	43.25	42.95	42.68	42.44	42.23	42.03
Average Winners	1.28	1.30	1.31	1.32	1.33	1.34	1.35	1.35	1.36	1.36	1.37	1.37
% Single Winners	79.71%	78.62%	77.90%	77.49%	77.13%	76.78%	76.47%	76.06%	75.85%	75.73%	75.57%	75.42%

# Bingo Patterns

Average Number Of Calls & Average Number Of Winners

## Layer Cake

1 Way to win




Based on 70,000 Computer Simulated Games

Total Non Duplicate Cards in Play	500	1,000	1,500	2,000	2,500	3,000	3,500	4,000	4,500	5,000	5,500	6,000
Average Number of Calls	49.56	47.55	46.42	45.64	45.05	44.57	44.17	43.83	43.53	43.26	43.02	42.81
Average Winners	1.19	1.20	1.21	1.21	1.22	1.22	1.22	1.23	1.23	1.23	1.24	1.24
% Single Winners	84.98%	84.08%	83.70%	83.33%	82.95%	82.82%	82.72%	82.55%	82.39%	82.27%	82.20%	82.13%

## No Sign

1 Way to win




Based on 70,000 Computer Simulated Games

Total Non Duplicate Cards in Play	500	1,000	1,500	2,000	2,500	3,000	3,500	4,000	4,500	5,000	5,500	6,000
Average Number of Calls	49.57	47.57	46.44	45.67	45.08	44.61	44.21	43.87	43.57	43.31	43.07	42.85
Average Winners	1.19	1.20	1.21	1.21	1.22	1.23	1.23	1.24	1.24	1.24	1.24	1.25
% Single Winners	85.08%	84.23%	83.67%	83.17%	82.79%	82.43%	82.18%	81.93%	81.74%	81.57%	81.43%	81.33%

## Letter E

1 Way to win




Based on 70,000 Computer Simulated Games

Total Non Duplicate Cards in Play	500	1,000	1,500	2,000	2,500	3,000	3,500	4,000	4,500	5,000	5,500	6,000
Average Number of Calls	50.05	48.10	47.01	46.26	45.69	44.23	44.84	44.50	44.22	43.96	43.73	43.52
Average Winners	1.24	1.26	1.28	1.29	1.29	1.30	1.30	1.30	1.31	1.31	1.31	1.31
% Single Winners	82.32%	81.25%	80.69%	80.09%	79.60%	79.34%	79.14%	79.01%	78.86%	78.79%	78.75%	78.73%

## Letter A

1 Way to win



Based on 70,000 Computer Simulated Games

Total Non Duplicate Cards in Play	500	1,000	1,500	2,000	2,500	3,000	3,500	4,000	4,500	5,000	5,500	6,000
Average Number of Calls	51.95	50.11	49.07	48.36	47.82	47.38	47.02	46.71	46.43	46.19	45.98	45.78
Average Winners	1.30	1.32	1.34	1.35	1.36	1.36	1.37	1.38	1.38	1.38	1.39	1.39
% Single Winners	78.98%	77.90%	76.98%	76.53%	76.15%	75.88%	75.71%	75.42%	75.23%	75.05%	74.90%	74.67%




# Bingo Patterns

Average Number Of Calls & Average Number Of Winners

## Number 13 All Calls

1 Way to win

All balls in play & counted




Based on 70,000 Computer Simulated Games

Total Non Duplicate Cards in Play	500	1,000	1,500	2,000	2,500	3,000	3,500	4,000	4,500	5,000	5,500	6,000
Average Number of Calls	52.18	50.37	49.35	48.65	48.11	47.68	47.31	47.00	46.73	46.49	46.27	46.08
Average Winners	1.31	1.34	1.35	1.36	1.37	1.38	1.38	1.39	1.39	1.40	1.40	1.41
% Single Winners	78.11%	77.08%	76.45%	75.93%	75.56%	75.28%	75.06%	74.73%	74.47%	74.22%	74.01%	73.90%

## Indian Star

1 Way to win




Based on 70,000 Computer Simulated Games

Total Non Duplicate Cards in Play	500	1,000	1,500	2,000	2,500	3,000	3,500	4,000	4,500	5,000	5,500	6,000
Average Number of Calls	52.51	50.66	49.61	48.88	48.32	47.87	47.50	47.18	46.90	46.65	46.43	46.22
Average Winners	1.20	1.22	1.22	1.23	1.23	1.23	1.23	1.23	1.24	1.24	1.24	1.25
% Single Winners	83.77%	82.97%	82.77%	82.75%	82.79%	82.65%	82.45%	82.18%	81.93%	81.75%	81.49%	81.36%

## Letter S

1 Way to win




Based on 70,000 Computer Simulated Games

Total Non Duplicate Cards in Play	500	1,000	1,500	2,000	2,500	3,000	3,500	4,000	4,500	5,000	5,500	6,000
Average Number of Calls	52.56	50.78	49.75	49.03	48.48	48.04	47.67	47.35	47.07	46.83	46.61	46.41
Average Winners	1.22	1.23	1.24	1.25	1.25	1.25	1.26	1.26	1.27	1.27	1.27	1.28
% Single Winners	83.09%	82.42%	81.91%	81.67%	81.42%	81.16%	80.87%	80.69%	80.49%	80.36%	80.21%	80.04%

## Large Frame

1 Way to win




Based on 70,000 Computer Simulated Games

Total Non Duplicate Cards in Play	500	1,000	1,500	2,000	2,500	3,000	3,500	4,000	4,500	5,000	5,500	6,000
Average Number of Calls	53.12	51.34	50.34	49.64	49.11	48.68	48.33	48.02	47.85	47.75	47.30	47.11
Average Winners	1.28	1.30	1.31	1.32	1.32	1.33	1.33	1.34	1.34	1.34	1.34	1.35
% Single Winners	80.10%	79.25%	78.72%	78.45%	78.28%	77.94%	77.66%	77.53%	77.40%	77.25%	77.14%	77.05%

# Bingo Patterns

Average Number Of Calls & Average Number Of Winners

## Tic Tac Toe




1 Way to win

Based on 70,000 Computer Simulated Games

Total Non Duplicate Cards in Play	500	1,000	1,500	2,000	2,500	3,000	3,500	4,000	4,500	5,000	5,500	6,000
Average Number of Calls	53.15	51.37	50.37	49.68	49.15	48.72	48.36	48.05	47.79	47.55	47.33	47.14
Average Winners	1.28	1.30	1.31	1.31	1.32	1.33	1.33	1.34	1.35	1.35	1.35	1.36
% Single Winners	79.98%	79.21%	78.67%	78.46%	78.14%	77.86%	77.49%	77.15%	76.87%	76.64%	76.50%	76.38%

## Ladder



1 Way to win


Based on 70,000 Computer Simulated Games

Total Non Duplicate Cards in Play	500	1,000	1,500	2,000	2,500	3,000	3,500	4,000	4,500	5,000	5,500	6,000
Average Number of Calls	53.14	51.38	50.39	49.70	49.18	48.76	48.41	48.11	47.84%	47.61	47.39	47.20
Average Winners	1.28	1.30	1.32	1.33	1.34	1.34	1.35	1.35	1.36	1.36	1.36	1.36
% Single Winners	80.10%	78.92%	78.23%	77.67%	77.31%	77.11%	76.92%	76.67%	76.57%	76.55%	76.64%	76.63%

## 4 Corner Stamps All Calls

1 Way to win

All balls in play & counted




Based on 70,000 Computer Simulated Games

Total Non Duplicate Cards in Play	500	1,000	1,500	2,000	2,500	3,000	3,500	4,000	4,500	5,000	5,500	6,000
Average Number of Calls	53.24	51.47	50.46	49.77	49.24	48.81	48.46	48.15	47.88	47.64	47.43	47.24
Average Winners	1.27	1.28	1.29	1.30	1.30	1.31	1.31	1.31	1.31	1.32	1.32	1.32
% Single Winners	80.08%	79.14%	78.64%	78.42%	78.16%	78.12%	77.87%	77.66%	77.45%	77.30%	77.10%	76.91%

## Bow Tie All Calls

1 Way to win

All balls in play & counted



Based on 70,000 Computer Simulated Games


Total Non Duplicate Cards in Play	500	1,000	1,500	2,000	2,500	3,000	3,500	4,000	4,500	5,000	5,500	6,000
Average Number of Calls	53.44	51.69	50.71	50.04	49.52	49.11	48.76	48.46	48.20	47.97	47.76	47.57
Average Winners	1.31	1.33	1.34	1.35	1.35	1.36	1.37	1.37	1.38	1.38	1.38	1.38
% Single Winners	78.23%	77.29%	76.89%	76.47%	76.12%	75.71%	75.48%	75.24%	75.12%	75.03%	74.92%	74.90%

# Bingo Patterns

Average Number Of Calls & Average Number Of Winners

## 23 & Free

24 Ways to win




Based on 70,000 Computer Simulated Games

Total Non Duplicate Cards in Play	500	1,000	1,500	2,000	2,500	3,000	3,500	4,000	4,500	5,000	5,500	6,000
Average Number of Calls	54.99	53.63	52.86	52.32	51.90	51.57	51.29	51.05	50.84	50.65	50.48	50.33
Average Winners	1.29	1.30	1.31	1.32	1.32	1.33	1.33	1.33	1.33	1.33	1.33	1.33
% Single Winners	79.04%	78.13%	77.79%	77.65%	77.44%	77.22%	77.05%	76.95%	76.89%	76.82%	76.75%	76.71%

## Cross & Frame

1 Way to win




Based on 70,000 Computer Simulated Games

Total Non Duplicate Cards in Play	500	1,000	1,500	2,000	2,500	3,000	3,500	4,000	4,500	5,000	5,500	6,000
Average Number of Calls	57.11	55.56	54.69	54.08	53.62	53.24	52.92	52.65	52.42	52.21	52.02	51.85
Average Winners	1.27	1.28	1.29	1.30	1.30	1.31	1.31	1.31	1.32	1.32	1.33	1.33
% Single Winners	80.23%	79.74%	79.23%	78.75%	78.44%	78.21%	78.04%	77.95%	77.81%	77.71%	77.62%	77.63%

## Letter X & Frame

1 Way to win




Based on 70,000 Computer Simulated Games

Total Non Duplicate Cards in Play	500	1,000	1,500	2,000	2,500	3,000	3,500	4,000	4,500	5,000	5,500	6,000
Average Number of Calls	57.18	55.66	54.79	54.19	53.73	53.35	53.04	52.78	52.55	52.34	52.16	51.99
Average Winners	1.28	1.29	1.30	1.31	1.32	1.33	1.33	1.33	1.34	1.34	1.35	1.35
% Single Winners	79.57%	78.79%	78.33%	78.03%	77.66%	77.49%	77.37%	77.13%	76.96%	76.77%	76.56%	76.36%

## Highway All Calls

1 Way to win

All balls in play & counted



Based on 70,000 Computer Simulated Games


Total Non Duplicate Cards in Play	500	1,000	1,500	2,000	2,500	3,000	3,500	4,000	4,500	5,000	5,500	6,000
Average Number of Calls	57.67	56.18	55.34	54.75	54.31	53.94	53.64	53.38	53.15	52.94	52.76	52.59
Average Winners	1.33	1.35	1.36	1.37	1.38	1.38	1.39	1.39	1.39	1.39	1.39	1.39
% Single Winners	76.74%	75.82%	75.13%	74.73%	74.39%	74.38%	74.31%	74.30%	74.30%	74.21%	74.17%	74.10%

# Bingo Patterns

Average Number Of Calls & Average Number Of Winners

## Coverall

1 Way to win




Based on 70,000 Computer Simulated Games

Total Non Duplicate Cards in Play	500	1,000	1,500	2,000	2,500	3,000	3,500	4,000	4,500	5,000	5,500	6,000
Average Number of Calls	60.17	58.84	58.08	57.55	57.14	56.81	56.53	56.29	56.08	55.90	55.73	55.58
Average Winners	1.30	1.32	1.32	1.32	1.32	1.32	1.33	1.33	1.33	1.33	1.33	1.33
% Single Winners	78.12%	77.60%	77.57%	77.45%	77.39%	77.34%	77.25%	77.20%	77.08%	76.90%	76.72%	76.56%

## Second Chance Coverall

After First Winner(s),  
Game Continues Until  
Another Winner




Based on 70,000 Computer Simulated Games

Total Non Duplicate Cards in Play	500	1,000	1,500	2,000	2,500	3,000	3,500	4,000	4,500	5,000	5,500	6,000
Average Number of Calls	62.46	61.56	61.06	60.72	60.47	60.26	60.09	59.94	59.81	59.70	59.59	59.50
Average Winners	1.74	1.75	1.76	1.76	1.76	1.77	1.77	1.77	1.78	1.78	1.79	1.79
% Single Winners	57.21%	59.31%	59.74%	60.05%	60.16%	60.20%	60.17%	60.10%	59.94%	59.91%	59.82%	59.70%

## Third Chance Coverall

After First 2 Winner(s),  
Game Continues Until  
Another Winner




Based on 70,000 Computer Simulated Games

Total Non Duplicate Cards in Play	500	1,000	1,500	2,000	2,500	3,000	3,500	4,000	4,500	5,000	5,500	6,000
Average Number of Calls	63.86	63.11	62.70	62.43	62.23	62.06	61.93	61.82	61.72	61.63	61.55	61.48
Average Winners	2.44	2.41	2.40	2.40	2.39	2.40	2.40	2.41	2.41	2.41	2.41	2.41
% Single Winners	37.52%	42.20%	44.04%	44.99%	45.64%	46.11%	46.45%	46.67%	46.80%	46.92%	47.01%	47.08%

## Fourth Chance Coverall

After First 3 Winner(s),  
Game Continues Until  
Another Winner



Based on 70,000 Computer Simulated Games

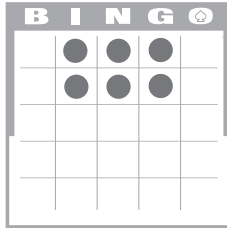
Total Non Duplicate Cards in Play	500	1,000	1,500	2,000	2,500	3,000	3,500	4,000	4,500	5,000	5,500	6,000
Average Number of Calls	65.01	64.31	63.95	63.71	63.52	63.38	63.26	63.16	63.07	62.99	62.92	62.86
Average Winners	3.53	3.43	3.38	3.36	3.34	3.33	3.32	3.31	3.30	3.29	3.28	3.27
% Single Winners	21.74%	27.08%	29.07%	31.18%	32.21%	33.00%	33.69%	34.28%	34.77%	35.17%	35.42%	35.70%

# Bingo Patterns

Average Number Of Calls & Average Number Of Winners

## Any 6 Pack With Wild Ball

24 Ways to win  
Wild Balls NOT COUNTED  
All Balls Ending With  
Ending Number Of First  
Call Are Wild




Based on 70,000 Computer Simulated Games

Total Non Duplicate Cards in Play	500	1,000	1,500	2,000	2,500	3,000	3,500	4,000	4,500	5,000	5,500	6,000
Average Number of Calls	7.83	6.49	5.80	5.35	5.02	4.76	4.56	4.38	4.23	4.11	3.99	3.89
Average Winners	1.33	1.41	1.46	1.51	1.55	1.59	1.62	1.65	1.68	1.71	1.73	1.75
% Single Winners	76.27%	72.81%	70.68	68.90%	67.51%	66.35%	65.45%	64.61%	63.83%	63.12%	62.52%	62.02%

## Corner 6 Pack With Wild Ball

8 Ways to win  
Wild Balls NOT COUNTED  
All Balls Ending With  
Ending Number Of First  
Call Are Wild




Based on 70,000 Computer Simulated Games

Total Non Duplicate Cards in Play	500	1,000	1,500	2,000	2,500	3,000	3,500	4,000	4,500	5,000	5,500	6,000
Average Number of Calls	13.32	11.57	10.64	10.02	9.56	9.19	8.90	8.64	8.43	8.23	8.06	7.91
Average Winners	1.25	1.30	1.33	1.36	1.38	1.39	1.41	1.42	1.44	1.45	1.46	1.47
% Single Winners	80.86%	78.27%	76.89%	75.84%	75.00%	74.18%	73.41%	72.84%	72.35%	71.88%	71.41%	70.99%

## Large Frame Odd/Even Wild Ball

1 Way to win  
Wild Balls NOT COUNTED  
Either Odd  
Or Even Numbers Wild  
Based On First Call




Based on 70,000 Computer Simulated Games

Total Non Duplicate Cards in Play	500	1,000	1,500	2,000	2,500	3,000	3,500	4,000	4,500	5,000	5,500	6,000
Average Number of Calls	15.29	13.38	12.27	11.48	10.89	10.41	10.01	9.65	9.34	9.07	8.83	8.60
Average Winners	1.27	1.28	1.29	1.29	1.29	1.29	1.29	1.29	1.29	1.29	1.29	1.29
% Single Winners	80.91%	80.13%	80.10%	79.95%	79.89%	79.82%	79.83%	79.83%	79.88%	79.93%	79.90%	79.94%

## Any 2 Lines With Wild Ball

66 Ways to win  
Wild Balls NOT COUNTED  
All Balls Ending With  
Ending Number Of First  
Call Are Wild



Based on 70,000 Computer Simulated Games

Total Non Duplicate Cards in Play	500	1,000	1,500	2,000	2,500	3,000	3,500	4,000	4,500	5,000	5,500	6,000
Average Number of Calls	16.66	15.04	14.16	13.57	13.12	12.77	12.48	12.23	12.02	11.83	11.66	11.51
Average Winners	1.22	1.25	1.26	1.28	1.29	1.30	1.31	1.32	1.33	1.33	1.34	1.34
% Single Winners	82.42%	81.08%	80.32%	79.58%	78.87%	78.35%	77.84%	77.40%	77.07%	76.83%	76.68%	76.61%

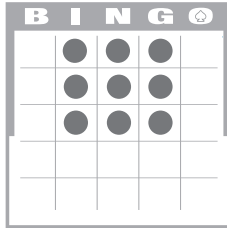


# Bingo Patterns

Average Number Of Calls & Average Number Of Winners

## Any Block Of 9 With Wild Ball

9 Ways to win  
Wild Balls NOT COUNTED  
All Balls Ending With  
Ending Number Of First  
Call Are Wild




Based on 70,000 Computer Simulated Games

Total Non Duplicate Cards in Play	500	1,000	1,500	2,000	2,500	3,000	3,500	4,000	4,500	5,000	5,500	6,000
Average Number of Calls	20.87	18.97	17.94	17.24	16.72	16.31	15.96	15.68	15.42	15.20	15.00	14.82
Average Winners	1.23	1.26	1.28	1.30	1.32	1.33	1.35	1.36	1.37	1.38	1.38	1.39
% Single Winners	82.26%	80.34%	79.13%	78.13%	77.36%	76.68%	76.19%	75.72%	75.38%	75.10%	74.91%	74.77%

## Coverall Odd/Even Wild Ball

1 Way to win  
Wild Balls NOT COUNTED  
Either Odd  
Or Even Numbers Wild  
Based On First Call




Based on 70,000 Computer Simulated Games

Total Non Duplicate Cards in Play	500	1,000	1,500	2,000	2,500	3,000	3,500	4,000	4,500	5,000	5,500	6,000
Average Number of Calls	22.51	21.15	20.38	19.85	19.44	19.11	18.83	18.59	18.38	18.20	18.03	17.88
Average Winners	1.29	1.30	1.31	1.31	1.32	1.33	1.33	1.33	1.34	1.34	1.34	1.34
% Single Winners	78.94%	78.49%	77.97%	77.65%	77.44%	77.23%	77.08%	76.89%	76.66%	76.51%	76.30%	76.06%

## Any 3 Lines With Wild Ball

220 Ways to win  
Wild Balls NOT COUNTED  
All Balls Ending With  
Ending Number Of First  
Call Are Wild




Based on 70,000 Computer Simulated Games

Total Non Duplicate Cards in Play	500	1,000	1,500	2,000	2,500	3,000	3,500	4,000	4,500	5,000	5,500	6,000
Average Number of Calls	24.13	22.55	21.68	21.08	20.64	20.28	19.98	19.73	19.51	19.31	19.13	18.98
Average Winners	1.23	1.24	1.25	1.26	1.27	1.28	1.29	1.29	1.30	1.30	1.31	1.31
% Single Winners	82.32%	81.31%	80.60%	80.01%	79.43%	78.93%	78.52%	78.15%	77.87%	77.61%	77.42%	77.29%

## Large Frame With Wild Ball

1 Way to win  
Wild Balls NOT COUNTED  
All Balls Ending With  
Ending Number Of First  
Call Are Wild



Based on 70,000 Computer Simulated Games


Total Non Duplicate Cards in Play	500	1,000	1,500	2,000	2,500	3,000	3,500	4,000	4,500	5,000	5,500	6,000
Average Number of Calls	45.55	43.76	42.75	42.05	41.51	41.08	40.71	40.40	40.13	39.89	39.68	39.48
Average Winners	1.28	1.30	1.31	1.32	1.33	1.33	1.34	1.34	1.35	1.35	1.36	1.36
% Single Winners	80.21%	79.12%	78.61%	78.46%	78.22%	78.07%	77.87%	77.70%	77.48%	77.23%	76.99%	76.78%

# Bingo Patterns

Average Number Of Calls & Average Number Of Winners

## Coverall With Wild Ball

1 Way to win  
Wild Balls NOT COUNTED  
All Balls Ending With  
Ending Number Of First  
Call Are Wild




Based on 70,000 Computer Simulated Games

Total Non Duplicate Cards in Play	500	1,000	1,500	2,000	2,500	3,000	3,500	4,000	4,500	5,000	5,500	6,000
Average Number of Calls	52.63	51.30	50.53	50.00	49.59	49.26	48.98	48.74	48.53	48.34	48.17	48.02
Average Winners	1.30	1.31	1.31	1.32	1.32	1.33	1.33	1.33	1.34	1.34	1.34	1.34
% Single Winners	78.66%	78.16%	77.72%	77.41%	77.13%	77.16%	77.18%	77.00%	76.85%	76.79%	76.56%	76.46%

## Coverall Odd/Even Wild Ball

1 Way to win  
Wild Balls COUNTED  
Either Odd  
Or Even Numbers Wild  
Based On First Call




Based on 70,000 Computer Simulated Games

Total Non Duplicate Cards in Play	500	1,000	1,500	2,000	2,500	3,000	3,500	4,000	4,500	5,000	5,500	6,000
Average Number of Calls	60.02	58.66	57.89	57.36	56.95	56.62	56.34	56.10	55.89	55.71	55.54	55.39
Average Winners	1.29	1.30	1.31	1.31	1.32	1.33	1.33	1.33	1.34	1.34	1.34	1.34
% Single Winners	78.94%	78.49%	77.97%	77.65%	77.44%	77.23%	77.08%	76.89%	76.66%	76.51%	76.30%	76.06%

# Coverall / Blackout

1 Way to win  
Based On 70,000 Computer Simulated Games  
Cannot Guarantee Any Specific Return or  
Income



© Arrow International, Inc.  
Cleveland, Ohio 44144


## Number of Non Duplicate Cards In Play

Total Balls Called	500 Cards	1,000 Cards	1,500 Cards	2,000 Cards	2,500 Cards	3,000 Cards	3,500 Cards	4,000 Cards	4,500 Cards	5,000 Cards	5,500 Cards	6,000 Cards
43	0.00%	0.00%	0.00%	0.01%	0.01%	0.01%	0.01%	0.01%	0.01%	0.02%	0.02%	0.02%
44	0.00%	0.01%	0.01%	0.01%	0.02%	0.02%	0.02%	0.02%	0.03%	0.03%	0.03%	0.03%
45	0.01%	0.02%	0.03%	0.04%	0.05%	0.06%	0.08%	0.09%	0.10%	0.11%	0.12%	0.13%
46	0.02%	0.04%	0.06%	0.07%	0.09%	0.11%	0.13%	0.15%	0.17%	0.18%	0.20%	0.22%
47	0.04%	0.09%	0.13%	0.17%	0.22%	0.26%	0.30%	0.34%	0.39%	0.43%	0.47%	0.52%
48	0.08%	0.15%	0.23%	0.31%	0.38%	0.46%	0.54%	0.62%	0.69%	0.77%	0.85%	0.92%
49	0.13%	0.26%	0.39%	0.52%	0.65%	0.78%	0.92%	1.05%	1.18%	1.31%	1.44%	1.57%
50	0.24%	0.48%	0.72%	0.96%	1.20%	1.44%	1.68%	1.92%	2.16%	2.40%	2.64%	2.88%
51	0.44%	0.88%	1.32%	1.76%	2.20%	2.64%	3.07%	3.51%	3.94%	4.37%	4.80%	5.23%
52	0.80%	1.60%	2.39%	3.16%	3.93%	4.70%	5.47%	6.23%	6.99%	7.74%	8.48%	9.21%
53	1.49%	2.97%	4.41%	5.83%	7.22%	8.59%	9.94%	11.27%	12.58%	13.87%	15.14%	16.37%
54	2.65%	5.25%	7.76%	10.19%	12.54%	14.83%	17.04%	19.20%	21.29%	23.33%	25.31%	27.22%
55	4.74%	9.26%	13.54%	17.60%	21.45%	25.11%	28.61%	31.92%	35.07%	38.06%	40.92%	43.62%
56	8.10%	15.55%	22.31%	28.46%	34.07%	39.20%	43.96%	48.30%	52.24%	55.85%	59.15%	62.16%
57	13.67%	25.36%	35.34%	43.82%	51.08%	57.33%	62.71%	67.34%	71.35%	74.83%	77.80%	80.39%
58	22.12%	39.12%	52.25%	62.385	70.13%	76.22%	80.93%	84.72%	87.72%	90.05%	91.87%	93.32%
59	34.03%	55.94%	70.33%	79.76%	86.04%	90.38%	93.25%	95.18%	96.50%	97.42%	98.07%	98.52%
60	49.79%	74.11%	86.08%	92.25%	95.58%	97.43%	98.45%	99.06%	99.39%	99.59%	99.72%	99.81%
61	67.45%	88.55%	95.62%	98.23%	99.25%	99.69%	99.85%	99.93%	99.96%	99.98%	99.99%	100.00%
62	83.84%	96.85%	99.27%	99.81%	99.94%	99.97%	99.98%	100.00%	100.00%	100.00%	100.00%	100.00%
63	94.40%	99.53%	99.96%	99.99%	100.00%	100.00%	100.00%	100.00%	100.00%	100.00%	100.00%	100.00%
64	98.80%	99.98%	100.00%	100.00%	100.00%	100.00%	100.00%	100.00%	100.00%	100.00%	100.00%	100.00%
65	99.91%	100.00%	100.00%	100.00%	100.00%	100.00%	100.00%	100.00%	100.00%	100.00%	100.00%	100.00%
66	100.00%	100.00%	100.00%	100.00%	100.00%	100.00%	100.00%	100.00%	100.00%	100.00%	100.00%	100.00%
67	100.00%	100.00%	100.00%	100.00%	100.00%	100.00%	100.00%	100.00%	100.00%	100.00%	100.00%	100.00%
Avg. Number Of Calls	60.17	58.84	58.08	57.55	57.14	56.81	56.53	56.29	56.08	55.90	55.73	55.58

All Rights Reserved. This material cannot be reproduced without the prior written approval of Arrow International, Inc.

# Coverall / Blackout

1 Way to win  
Based On 70,000 Computer Simulated Games  
Cannot Guarantee Any Specific Return or  
Income



© Arrow International, Inc.  
Cleveland, Ohio 44144

## Number of Non Duplicate Cards In Play

<i>Total Number Of Winners</i>	<i>500 Cards</i>	<i>1,000 Cards</i>	<i>1,500 Cards</i>	<i>2,000 Cards</i>	<i>2,500 Cards</i>	<i>3,000 Cards</i>	<i>3,500 Cards</i>	<i>4,000 Cards</i>	<i>4,500 Cards</i>	<i>5,000 Cards</i>	<i>5,500 Cards</i>	<i>6,000 Cards</i>
<b>1</b>	<b>78.12%</b>	<b>77.60%</b>	<b>77.57%</b>	<b>77.45%</b>	<b>77.39%</b>	<b>77.34%</b>	<b>77.25%</b>	<b>77.20%</b>	<b>77.08%</b>	<b>76.90%</b>	<b>76.72%</b>	<b>76.56%</b>
<b>2</b>	<b>15.94%</b>	<b>16.08%</b>	<b>16.02%</b>	<b>16.07%</b>	<b>16.12%</b>	<b>16.13%</b>	<b>16.13%</b>	<b>16.11%</b>	<b>16.22%</b>	<b>16.37%</b>	<b>16.53%</b>	<b>16.65%</b>
<b>3</b>	<b>4.16%</b>	<b>4.32%</b>	<b>4.42%</b>	<b>4.41%</b>	<b>4.41%</b>	<b>4.46%</b>	<b>4.50%</b>	<b>4.59%</b>	<b>4.58%</b>	<b>4.55%</b>	<b>4.58%</b>	<b>4.68%</b>
<b>4</b>	<b>1.25%</b>	<b>1.34%</b>	<b>1.29%</b>	<b>1.37%</b>	<b>1.35%</b>	<b>1.38%</b>	<b>1.45%</b>	<b>1.43%</b>	<b>1.46%</b>	<b>1.49%</b>	<b>1.46%</b>	<b>1.44%</b>
<b>5</b>	<b>0.34%</b>	<b>0.44%</b>	<b>0.46%</b>	<b>0.43%</b>	<b>0.45%</b>	<b>0.44%</b>	<b>0.44%</b>	<b>0.45%</b>	<b>0.44%</b>	<b>0.46%</b>	<b>0.48%</b>	<b>0.46%</b>
<b>6</b>	<b>0.14%</b>	<b>0.14%</b>	<b>0.14%</b>	<b>0.17%</b>	<b>0.16%</b>	<b>0.14%</b>	<b>0.14%</b>	<b>0.14%</b>	<b>0.15%</b>	<b>0.16%</b>	<b>0.15%</b>	<b>0.13%</b>
<b>7</b>	<b>0.04%</b>	<b>0.06%</b>	<b>0.06%</b>	<b>0.05%</b>	<b>0.06%</b>	<b>0.07%</b>	<b>0.05%</b>	<b>0.05%</b>	<b>0.05%</b>	<b>0.04%</b>	<b>0.05%</b>	<b>0.06%</b>
<b>8</b>	<b>0.01%</b>	<b>0.01%</b>	<b>0.03%</b>	<b>0.04%</b>	<b>0.03%</b>	<b>0.03%</b>	<b>0.02%</b>	<b>0.02%</b>	<b>0.02%</b>	<b>0.02%</b>	<b>0.02%</b>	<b>0.01%</b>
<b>9</b>	<b>0.00%</b>	<b>0.01%</b>	<b>0.00%</b>	<b>0.01%</b>	<b>0.02%</b>	<b>0.02%</b>	<b>0.01%</b>	<b>0.01%</b>	<b>0.00%</b>	<b>0.00%</b>	<b>0.00%</b>	<b>0.00%</b>
<b>10</b>	<b>0.00%</b>	<b>0.00%</b>	<b>0.00%</b>	<b>0.00%</b>	<b>0.00%</b>	<b>0.00%</b>	<b>0.01%</b>	<b>0.01%</b>	<b>0.00%</b>	<b>0.00%</b>	<b>0.00%</b>	<b>0.00%</b>
<b>Average Number Of Winners</b>	<b>1.30</b>	<b>1.32</b>	<b>1.32</b>	<b>1.32</b>	<b>1.32</b>	<b>1.32</b>	<b>1.33</b>	<b>1.33</b>	<b>1.33</b>	<b>1.33</b>	<b>1.33</b>	<b>1.33</b>
<b>Maximum Number Of Winners</b>	<b>9</b>	<b>11</b>	<b>11</b>	<b>10</b>	<b>11</b>	<b>11</b>	<b>11</b>	<b>13</b>	<b>13</b>	<b>12</b>	<b>12</b>	<b>12</b>

All Rights Reserved. This material cannot be reproduced without the prior written approval of Arrow International, Inc.

## Notes

[illegible]

## Notes

[illegible]





CAPITAL GAME

[www.arrowinternational.com](http://www.arrowinternational.com)